



A&B DENTAL
LABORATORY

**ORDER FORM
CROWN & BRIDGEWORK**

- Premium Australian Made
- Standard

Send to:

A&B DENTAL LABORATORY
SUITE 8, 202-220
FERNTREE GULLY ROAD
CLAYTON VIC 3168
T: 1300 790 602
info@anbdentalab.com
www.anbdentalab.com

[OFFICE USE ONLY]

Date

Dentist Practice

Patient

Phone

Email

Work Required By

**WE REQUIRE 10 WORKING DAYS FROM ARRIVAL IN LAB &
15 DAYS FOR ANTERIOR 6 UNIT + CASES (PREMIUM ONLY)**

Fast Track Reduction of Prep Metal Island
If insufficient clearance Reduction of Opposing Email Dentist

Instructions

RESTORATION TYPE

- Crown
- Bridge
- Inlay/Onlay
- Maryland Bridge
- Post and Core
- Veneer
- Temporary Crown PMMA
- Suprinity Crown

ALL CERAMIC

- e.Max
- Empress Esthetic
- Zirconia Layered
- Monolithic Zirconia
- Lava
- Procera
- PFM Crown

SHADE



Stump Shade

ABUTMENT TYPE

- Cares Cad/Cam
- Atlantis CAD/CAM
- Noble Biocare CAD/CAM
- Custom Gold Abutment
- Dynamic Abutment Angle Correction
- Titanium
- Zirconia

IMPLANT CROWN

- Cement retained
- Screw retained (occlusally)
- Cross pin (lingually)

System

Platform Diameter

PORCELAIN FUSED TO METAL

- Semi Precious
- Non Precious

Please complete to avoid colour discrepancies

MARGIN TYPE

- Fine Metal Margin 360°
- Buccal Porcelain Margin
- 360° Porcelain Margin

FULL GOLD CROWN

- Yellow Gold
- Non Precious Silver
- Non Precious Yellow Gold

VALUE *

- High
- Medium
- Low

OCCLUSAL STAINING


- None
- Medium
- Light
- Dark

ABUTMENT DETAILS (STUMP)

- Vital
- Non Vital (dentine or composite)
- Non Vital (metallic post and core)


DIAGNOSTIC WAX-UP

EMBRASURE




OPEN CLOSED

PROXIMAL CONTACT



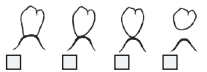
NORMAL BROAD

OCCLUSAL CONTACT



HEAVY LIGHT OPEN

PONTIC DESIGN



PLEASE EMAIL DIGITAL IMAGES TO info@anbdentalab.com, or call for shade appointment